



Entity Admin/Administrator Getting Started Guide



Table of Contents

Login Help

Page 3

- Student/End-User Tutorial

System Requirements

Page 5

Accessing the Online Learning Catalog

Page 6

- GCP Library Tutorial
- Skillsoft Tour

Administrator Tutorial

Page 8

Logging on to learn.cisoregon.org

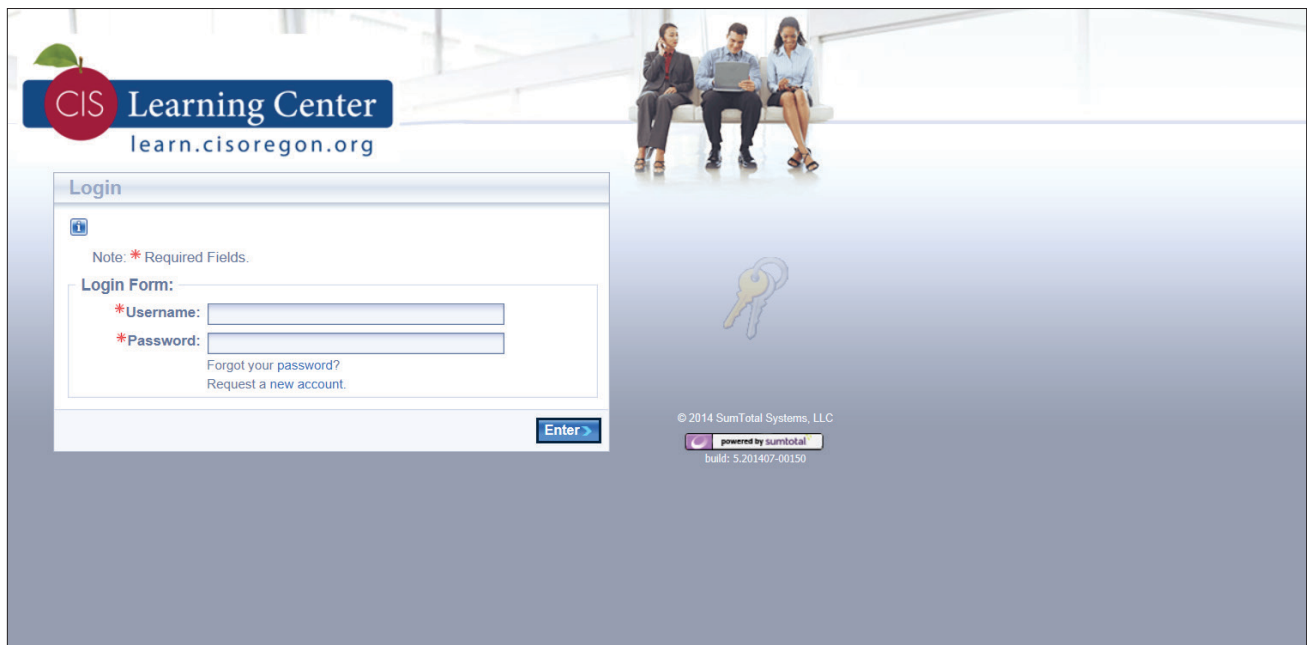
To navigate to the online learning section, select “Online Learning” from the Quick Links menu located on the right hand side of the learn.cisoregon.org site.

Username

- Your username is your work email address.

Login Password

- When logging for the first time, your default password is: **Online1!**
- After logging in, you will be prompted to change your password.



CIS Learning Center
learn.cisoregon.org

Login

Note: * Required Fields.

Login Form:

*Username:

*Password:

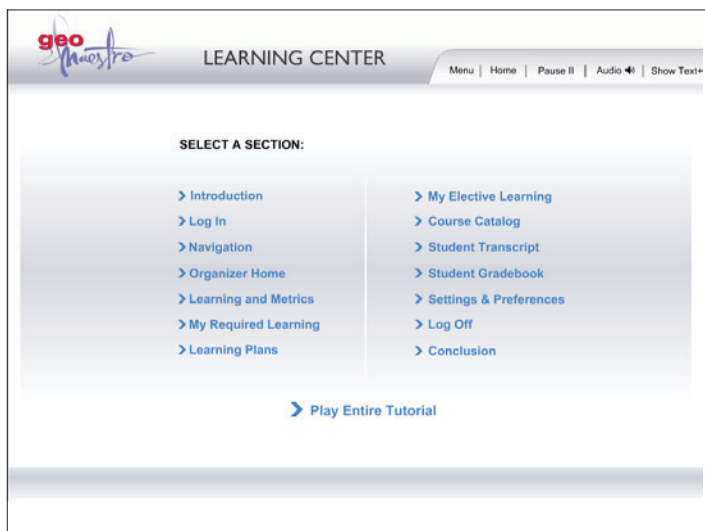
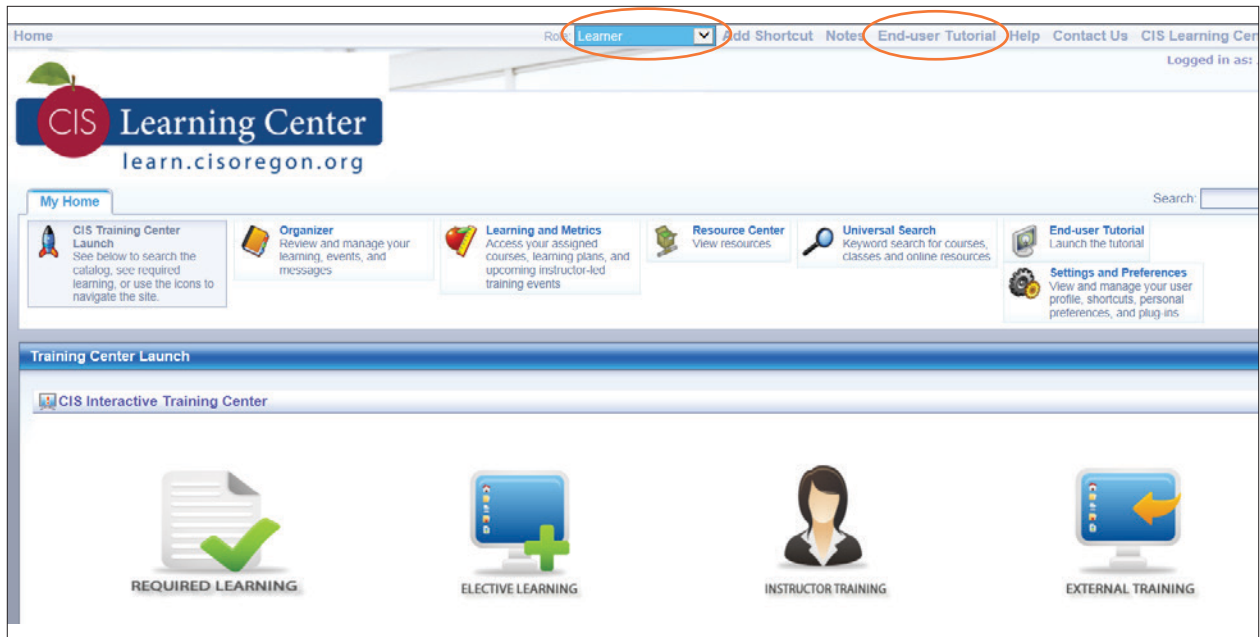
[Forgot your password?](#)

[Request a new account.](#)

Enter

© 2014 SumTotal Systems, LLC
powered by sumtotal
build: 5.201407-00150

1. Identify your "Role" (Entity Admin, Learner)
2. Click on the End-User Tutorial for a quick overview of how to navigate the site.



End-User Tutorial:

- If you select "Play Entire Tutorial," this will run for 7 minutes

System Requirements

High-Speed Internet Connection

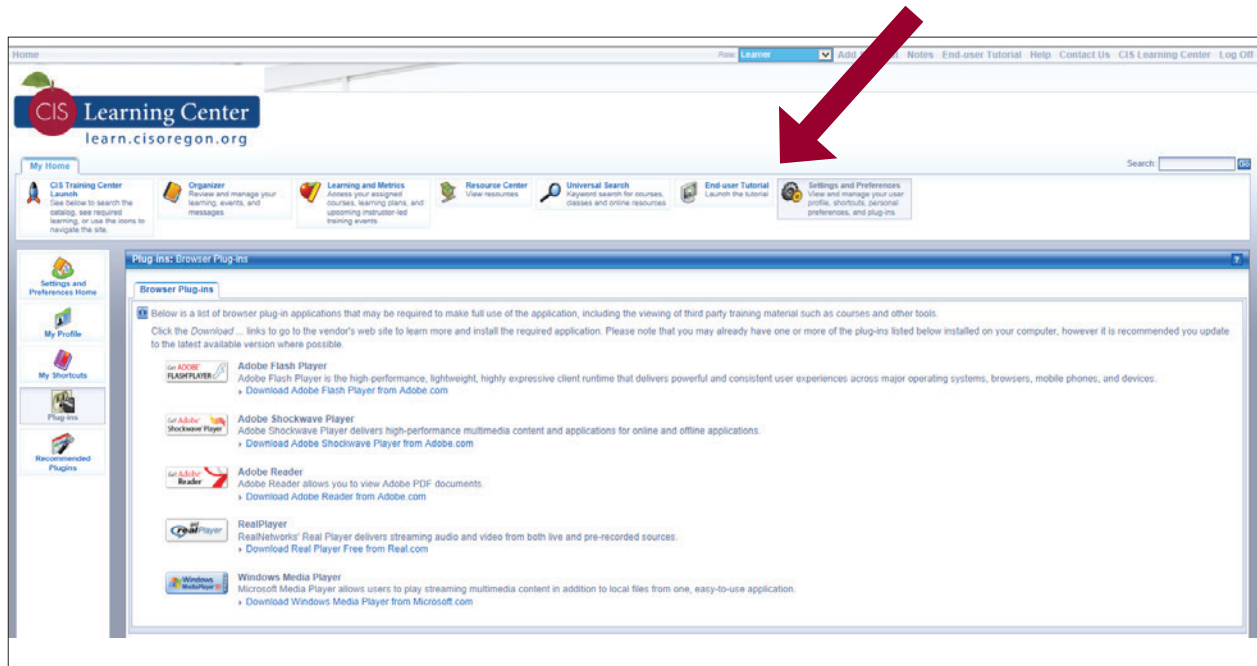
- Will ensure the best learner experience in working with the online courses.
- If you use a Dial-Up Connection, it may take several minutes to load the course pages.

Cookies and Scripting

- Should be enabled on the workstation in order to allow book marking of courseware.
- Remove/disable pop-up blockers for Adobe Flash and Java.

Plug-ins

- Java Applet (free download available under Settings & Preferences)
- Adobe Flash (free download available under Settings & Preferences)



Supported Browsers

- Google Chrome
- Internet Explorer
- Firefox

Opera is not supported and is known to cause issues.

Online Learning Catalog

Learning modules are from two main vendors:

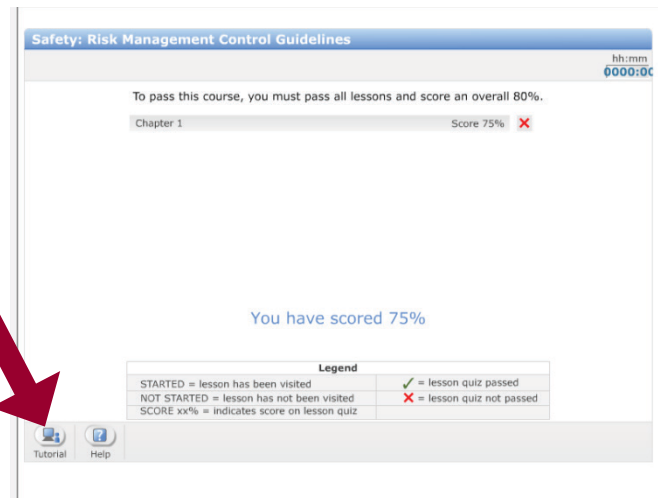
- GCP (Global Collaboration Partners)
- SkillSoft

(Each learning module has a built-in tutorial.)

GCP Tutorial

Information about how to navigate each GCP course.

- Startup and Main Menu
 - Modules, status bar, timer
 - Indicator displays score and pass/no pass
 - Launch lessons
- Navigating Course Lessons
 - Lesson view
 - Course content menu
 - Navigation buttons
 - › Forward, back, volume, progress bar, policy
- Lesson Quiz
 - Types of questions
 - Summary screen, scoring, option to review and try again
- Exiting and Re-entering the Course
 - Close and exit
 - Bookmark to start where you left off



QUICK TIP:

To "Enroll" in a course, you must be in the "Learner" role. It is recommended to check your user role prior to browsing the catalog.

SkillSoft “Take the Tour” (6:40)

Information about how to navigate each SkillSoft module.

- Modularized units
- Table of Contents Tab
- Buttons
 - Back, Pause, Next Page
 - Audio
 - Auto Advance – On/Off
 - Closed Caption
 - Learning Points
 - Show Resources
 - › Job Aids
 - › Skill Briefs
 - › Transcripts
 - › Blended Learning Resources
 - › NASBA Information
 - › Settings
 - Home
- Progress & Tests Tab
 - Test status
 - Current course score – for each module in course
 - Completion Status
 - Test Score Report
 - Completion Criteria
 - Pre-Test/Post-Test options
- Topic Transition Page – shows
 - Your Current Score
 - Learning Objectives
 - Key Learning Points
 - Topic Type – instruction, role play, exercise, simulation
 - Duration

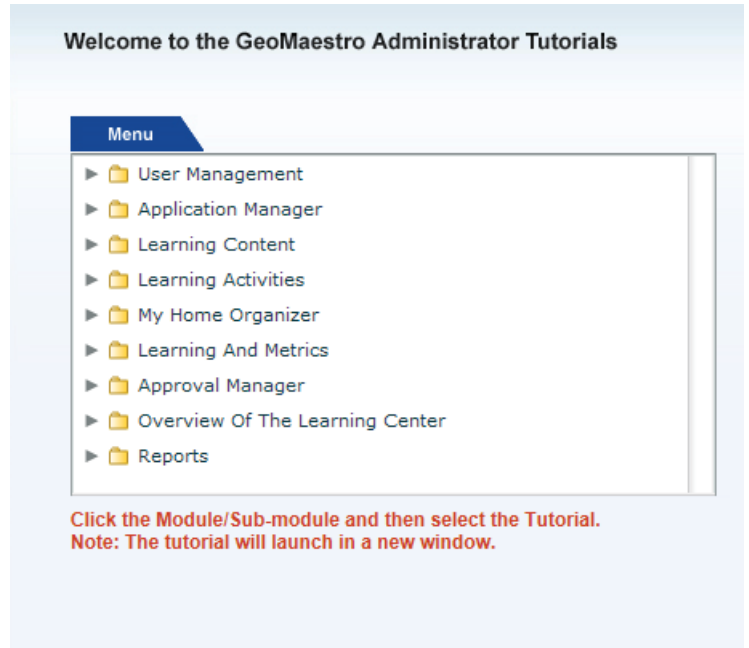


- Interactive Features:
 - Role Play
 - › Explore mode
 - › Score mode
 - Simulations
 - Case Studies
 - Questions
 - Try-It activity
 - Show-Me feature

Administrator Tutorial

Start exploring your priority topics:

- The Overview of the Learning Center
(similar to Learner/End-User Tutorial)
- My Home Organizer
- User Management
- Learning & Metrics
- Learning Content
- Learning Activities
- Reports



Explore each of these Administrator features:

- User Manager
- Learning Content
- Learning Activities
- Resource Center Manager
- Approval Manager

